



Lifting Point 8-211

Product information

Rotates through 360° and pivot 90°.
Manufactured from alloy steel, quenched and tempered.
Load rated parts are 100% magnaflux crack detected.
Individual forged parts and cap screw are traceable to Test Certification.
Bolts are Metric thread (ASME / ANSI B18.3.1M), specification is grade 12.9 alloy socket head screw per DIN EN ISO 4762.
Individually proof tested to 2.5 times the WLL.
Fatigue rated to 1.5 times the WLL.
Quick and simple assembly, just a tapped hole is required."

Features: Built-in RFID/NFC chip

Material: Alloy steel, quenched and tempered

Marking: According to standard, CE-marked, WLL, size, steel quality, manufacturer ID and traceability

Temperature range: -40° up to +200°C (without reduction in WLL)

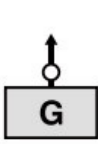
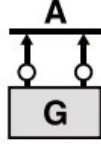

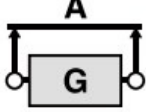
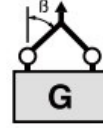

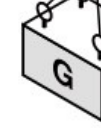
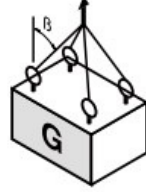
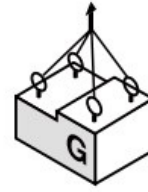
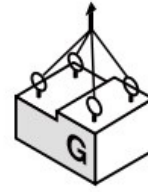
Finish: Painted

Standard: EN 1677-1

Safety factor: 4:1

Part code	WLL ton	Thread mm	Pitch DIN13	Torque Nm	A mm	B mm	C mm	D mm	F mm	G mm	SW mm	J mm	K mm	L	N mm	E mm	M mm	Weight kg
42158211003	0.3	M 8	1,25	30	30	35	35	11	86	55	13	77	34	41	24	12	M 8	0.3
42158211006	0.63	M 10	1,5	60	30	35	36	11	86	55	17	77	34	40	24	15	M 10	0.4
42158211010	1	M 12	1,75	100	33	38	44	14	99	57	19	89	38	42	31	18	M 12	0.5
42158211012	1.2	M 14	2	120	33	38	45	14	99	57	22	89	38	40	31	21	M 14	0.5
42158211015	1.5	M 16	2	150	33	38	46	14	99	57	24	89	38	40	31	24	M 16	0.6
42158211020	2	M 18	2,5	200	50	54	57	16	143	82	30	132	53	70	45	26	M 18	1.3
42158211025	2.5	M 20	2,5	250	50	54	56	16	143	82	30	132	53	70	49	30	M 20	1.6
42158211040	4	M 24	3	400	50	54	59	16	143	82	36	132	53	67	45	36	M 24	1.9
42158211042	4	M 27	3	400	60	65	79	23	171	99	41	153	64	69	59	38	M 27	2.9
42158211050	5	M 30	3,5	500	60	65	81	23	171	99	46	153	64	67	59	48	M 30	3.1
42158211070	7	M 36	4	700	60	65	75	23	171	99	55	153	64	74	59	54	M 36	3.1
42158211080	8	M 36	4	800	77	85	101	27	225	124	55	205	80	97	69	62	M 36	5.9
42158211100	10	M 42	4,5	1,000	77	85	104	27	225	124	65	205	80	94	69	72	M 42	6.3
42158211150	15	M 42	4,5	1,500	95	104	112	36	258	158	65	230	99	110	98	63	M 42	10.9
42158211200	20	M 48	5	2,000	95	104	120	36	260	158	75	230	99	104	98	72	M 48	12.1

Technical data

Kind of attachment											
Number of legs		1	2	1	2	2	2	2	3-4	3-4	3-4
Load direction		0°	0°	90°	90°	0-45°	45°- 60°	unsymm.	0 - 45°	45°- 60°	unsymm.
Item No.	Thread	WLL(t)									
8-211-003	M 8	0.30	0.60	0.30	0.60	0.42	0.30	0.30	0.63	0.45	0.30
8-211-006	M 10	0.63	1.26	0.63	1.26	0.88	0.63	0.63	1.32	0.95	0.63
8-211-010	M 12	1.00	2.00	1.00	2.00	1.40	1.00	1.00	2.10	1.50	1.00
8-211-012	M 14	1.20	2.40	1.20	2.40	1.68	1.20	1.20	2.52	1.80	1.20
8-211-015	M 16	1.50	3.00	1.50	3.00	2.10	1.50	1.50	3.15	2.25	1.50
8-211-020	M 18	2.00	4.00	2.00	4.00	2.80	2.00	2.00	4.20	3.00	2.00
8-211-025	M 20	2.50	5.00	2.50	5.00	3.50	2.50	2.50	5.25	3.75	2.50
8-211-040	M 24	4.00	8.00	4.00	8.00	5.60	4.00	4.00	8.40	6.00	4.00
8-211-042	M 27	4.00	8.00	4.00	8.00	5.60	4.00	4.00	8.40	6.00	4.00
8-211-050	M 30	5.00	10.00	5.00	10.00	7.00	5.00	5.00	10.50	7.50	5.00
8-211-070	M 36	7.00	14.00	7.00	14.00	9.80	7.00	7.00	14.70	10.50	7.00
8-211-080	M 36	8.00	16.00	8.00	16.00	11.20	8.00	8.00	16.80	12.00	8.00
8-211-100	M 42	10.00	20.00	10.00	20.00	14.00	10.00	10.00	21.00	15.00	10.00
8-211-150	M 42	15.00	30.00	15.00	30.00	21.00	15.00	15.00	31.50	22.50	15.00
8-211-200	M 48	20.00	40.00	20.00	40.00	28.00	20.00	20.00	42.00	30.00	20.00

Blueprint

